


Aurora
A small illustration of Princess Aurora with long blonde hair, wearing a yellow crown and a red dress, holding an open book.

FAIRY'S CAKE DECOR

There is nothing like a birthday cake made with love!
Help Flora, Fauna and Merryweather decorate
Aurora's birthday treat.





Aurora

MAKE IT PINK MAKE IT BLUE DRESS

Create a magic colour changing dress using paper cups and markers! Which colour do you prefer?

 Ask an Adult for Help

Supplies

- Paper Cups (2)
- Markers
- Paper
- Scissors
- Glue



Directions

1. Draw the princess face, cut out, and set to the side.
2. Section off 2 or 3 equal parts on the paper cup and decorate each one in a different colour.
3. On the other paper cup, draw the shape of a dress and cut out with the scissors.
4. Attach the face to the top of the cutout. Place the cutout cup over the colored cup and twist to play dress up!





Aurora

FOREST OWL FLIGHT

Create Your Magical Owl Sidekick! Just like Aurora has her faithful owl friend Fern, you can make and decorate your very own special owl sidekick!

 *Ask an Adult for Help*

Supplies

- Coloured Paper
- Glue Stick
- Scissors
- Pencil



Directions

1. Decorate and Cut

Colour and carefully cut out all the owl pieces.

2. Trace Your Hands


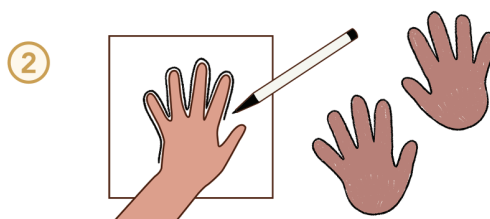

Place your hands on paper, trace around them, and cut them out. These will become your owl's beautiful wings!

3. Assemble

Put all the pieces together to create your one-of-a-kind owl friend who will dance and soar with you!



PRINTABLE PAPER OWL TEMPLATE AVAILABLE ON THE NEXT PAGE!



Aurora FOREST OWL FLIGHT TEMPLATE

Colour your magical owl friend, carefully cut around the black outlines, then put it together to make your owl ready for adventure!

