



Aurora

FOREST OWL FLIGHT

Create Your Magical Owl Sidekick! Just like Aurora has her faithful owl friend Fern, you can make and decorate your very own special owl sidekick!

 *Ask an Adult for Help*

Supplies

- Coloured Paper
- Glue Stick
- Scissors
- Pencil



Directions

1. Decorate and Cut

Colour and carefully cut out all the owl pieces.

2. Trace Your Hands


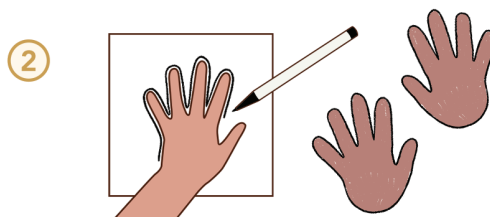

Place your hands on paper, trace around them, and cut them out. These will become your owl's beautiful wings!

3. Assemble

Put all the pieces together to create your one-of-a-kind owl friend who will dance and soar with you!



PRINTABLE PAPER OWL TEMPLATE AVAILABLE ON THE NEXT PAGE!



Aurora FOREST OWL FLIGHT TEMPLATE

Colour your magical owl friend, carefully cut around the black outlines, then put it together to make your owl ready for adventure!

