

Pocahontas

COLOURS OF THE WIND RELAY

Practice spotting colours in your own backyard. Roll a coloured die and find something that matches the shade you rolled. Bring it back and share what you discovered!


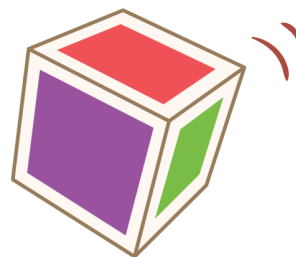


Directions

Step 1: Use a coloured die from a board game, or assign a color to each number on a standard die (Example: 1 - Yellow, 2 - Red, 3 - Green, 4 - Blue, 5 - Orange, 6 - Purple). If you don't have a die at home, you can make your own using the template provided on the next page.

Step 2: Take turns rolling the die until everyone has a colour to find. *Optional:* Go one at a time for a true relay-style game.

Step 3: Go time! Set a timer or take a leisurely stroll outside to find your colour. Once everyone has found an item, or time runs out, return and share what you discovered!

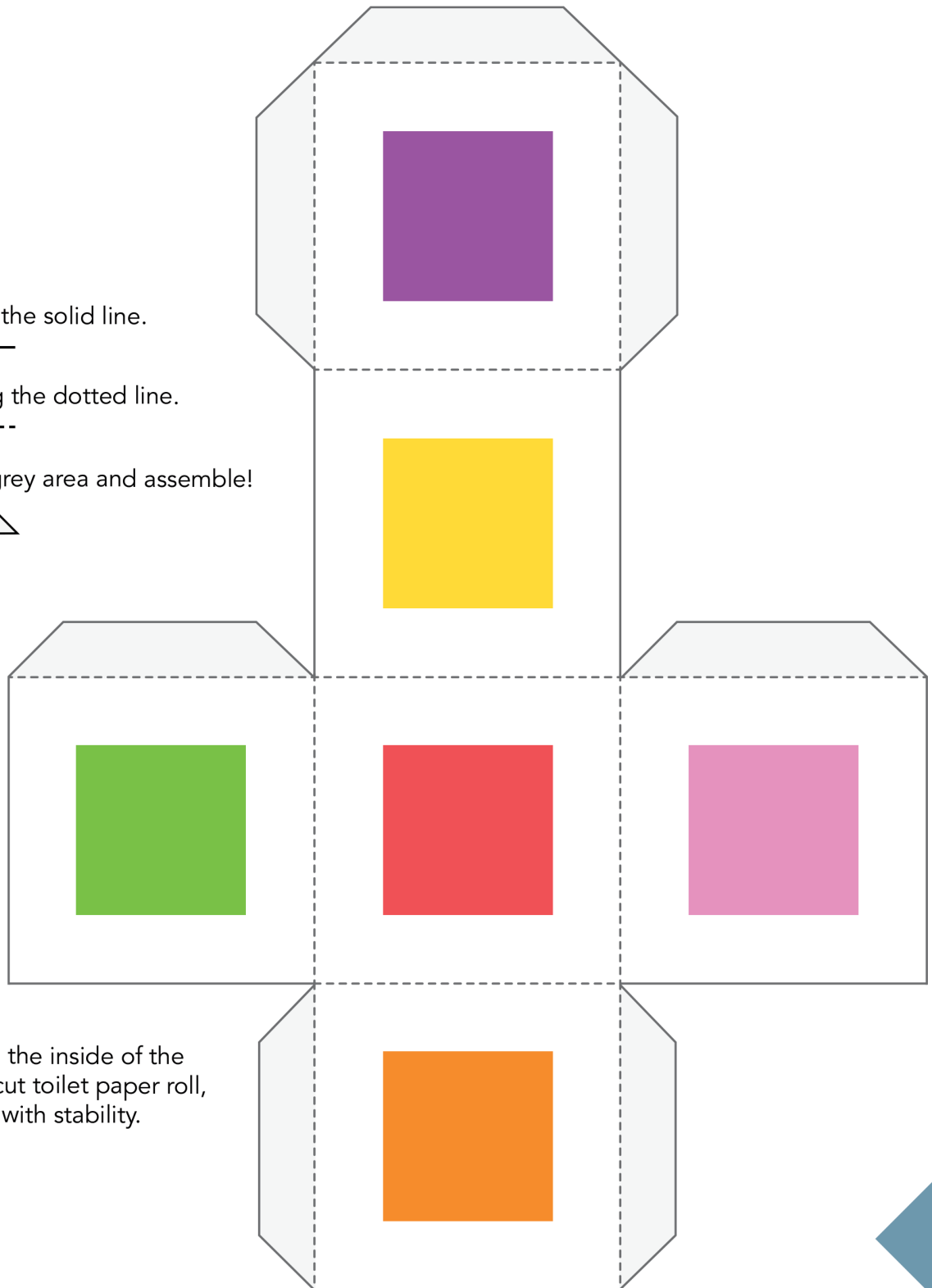



Pocahontas COLOURS OF THE WIND RELAY

1. Cut along the solid line.

2. Fold along the dotted line.

3. Glue the grey area and assemble!



Optional: Fill the inside of the cube with a cut toilet paper roll, this will help with stability.