


Rapunzel

MATCH THE MOVES

Strut, sleuth, swing, and trot like all the characters in Tangled! Roll the die and see who you get to copy!!



Directions

1. Cut along the solid lines of the die template on the next page. Fold along all the dotted lines. Then, glue or tape the sides together to form a cube.

Optional: For extra stability, place a cut toilet paper roll inside the cube before closing it. This will help your die stay strong and sturdy!

2. Roll the die and follow the directions! See if you can keep the act going for 20 seconds, or make it across the room while staying in character.

Feeling extra creative? Trace the die template onto another sheet of paper and create your own character actions!

Rapunzel MATCH THE MOVES



1. Cut along the solid line.



2. Fold along the dotted line.



3. Glue the grey area and assemble!



Optional: Fill the inside of the cube with a cut toilet paper roll, this will help with stability.

