

Rapunzel

SEE THE LIGHT LANTERN

See the light with your own decorated paper lantern!
Print out a paper lantern for Rapunzel to see
on the next Lantern Festival to guide her home!



Supplies

- Cardstock or Printer Paper
- Glue
- Scissors
- Flameless LED Tea Light (optional)

Directions

1. Carefully cut along the dotted lines of the lantern template on the next page.
2. On the back side, write something you wish for just like Rapunzel wished to see the lanterns!
3. Colour and draw in more decorations, then roll the paper and glue the edges together.

* *Optional:* Place over a flameless LED tea light to create your own glowing lantern!


SAFETY NOTE: Never use real candles or open flames with your paper lantern.



**PRINTABLE PAPER LANTERN TEMPLATE
AVAILABLE ON THE NEXT PAGE!**



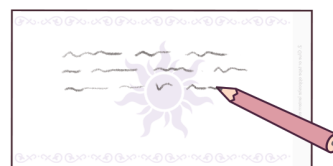
Ask an Adult for Help



①




②



③



Rapunzel SEE THE LIGHT LANTERN



2. Glue or tape opposite lantern edge here.



1. Cut along the dotted line


*** SAFETY NOTE:** Never use real candles or open flames with your paper lantern



Rapunzel

MATCH THE MOVES

Strut, sleuth, swing, and trot like all the characters in Tangled! Roll the die and see who you get to copy!!



Directions

1. Cut along the solid lines of the die template on the next page. Fold along all the dotted lines. Then, glue or tape the sides together to form a cube.

Optional: For extra stability, place a cut toilet paper roll inside the cube before closing it. This will help your die stay strong and sturdy!

2. Roll the die and follow the directions! See if you can keep the act going for 20 seconds, or make it across the room while staying in character.

Feeling extra creative? Trace the die template onto another sheet of paper and create your own character actions!

Rapunzel MATCH THE MOVES

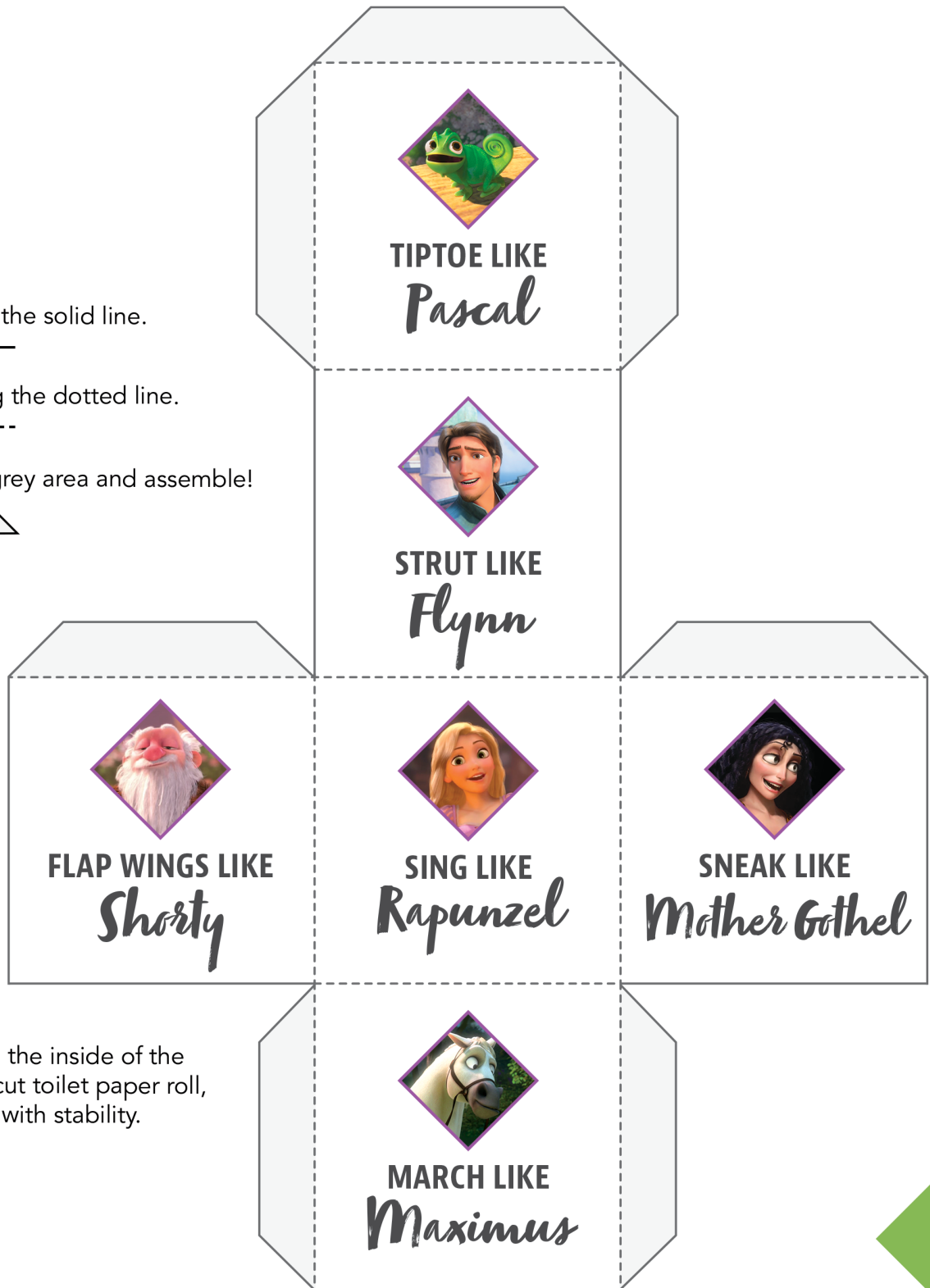

1. Cut along the solid line.



2. Fold along the dotted line.



3. Glue the grey area and assemble!



Optional: Fill the inside of the cube with a cut toilet paper roll, this will help with stability.





Rapunzel

PASCAL'S PLAYFUL PICTURE

Pascal is playing hide and seek and needs help blending into the page! Use your magic artist skills to disguise him into the background.

