



ACTIVITY KIT

2018

#STARWARSREADS

**STAR
WARS
READS**




ACTIVITIES FOR KIDS & TWEENS

#STARWARSREADS



GALACTIC COLORING FUN!

R2-D2



C-3PO

Color the galaxy your way with *Star Wars* coloring and activity books!




STAR WARS COLORING AND
ACTIVITY BOOK WITH MASK
(BENDON)
AVAILABLE NOW




WHERE'S THE WOOKIEE?

Chewbacca is somewhere in the Mos Eisley spaceport crowd, can you find him?



#STARWARSREADS

Find Chewbacca
and all of his friends in
Where's the Wookiee
1 and 2!




WHERE'S THE WOOKIEE 2
(EGMONT)
AVAILABLE NOW



MILLENNIUM MAZE

Help Chewie get to the cockpit of the
Millennium Falcon before the TIE fighters attack!




START



FINISH

Find your way to more galactic fun in *Star Wars* coloring and activity books!



STAR WARS COLORING AND
ACTIVITY BOOK WITH MASK
(BENDON)
AVAILABLE NOW


#STARWARSREADS



GALACTIC COLORING FUN!



Use The Force to color
The Darth Vader and
Family Coloring Book!



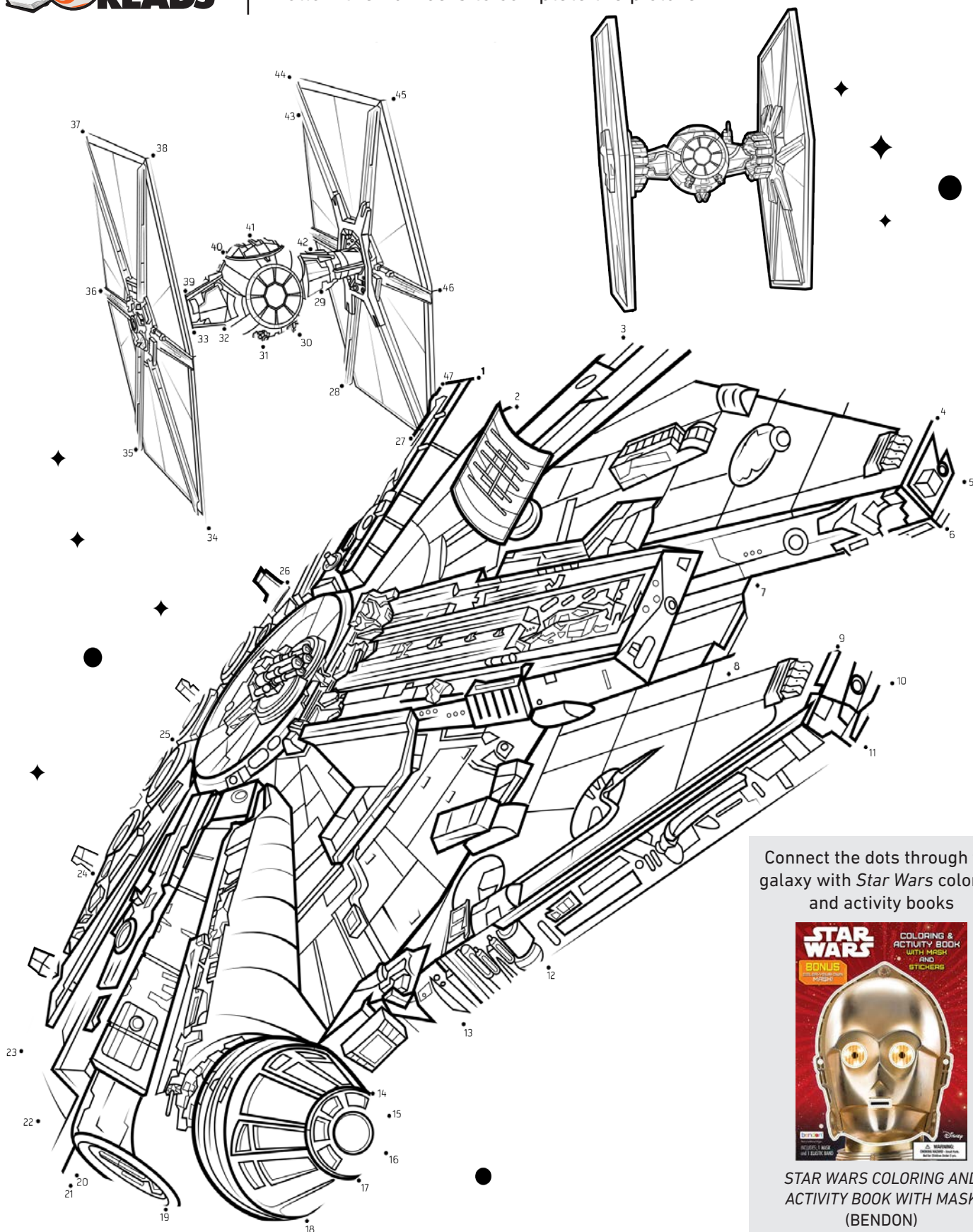
DARTH VADER AND
FAMILY COLORING BOOK
(CHRONICLE BOOKS)
AVAILABLE NOW

#STARWARSREADS




DOT-TO-DOT

Follow the numbers to complete the picture.



Connect the dots through the galaxy with *Star Wars* coloring and activity books



STAR WARS COLORING AND
ACTIVITY BOOK WITH MASK
(BENDON)
AVAILABLE NOW

#STARWARSREADS



MAD LIBS (PART 1)

MAD LIBS® is fun to play with friends, but you can also play it by yourself! To begin with, DO NOT look at the story on the page below. Fill in the blanks on this page with the words called for. Then, using the words you have selected, fill in the blank spaces in the story.

DROID ETIQUETTE

NOUN _____

ADJECTIVE _____

VERB _____

VERB ENDING IN "ING" _____

ADJECTIVE _____

PART OF THE BODY _____

NOUN _____

OCCUPATION _____

VERB ENDING IN "ING" _____

PLURAL NOUN _____

VERB _____

TYPE OF FOOD _____

ANIMAL _____

PART OF THE BODY _____

ADJECTIVE _____

NOUN _____

SILLY WORD _____

VERB _____

DO NOT LOOK
AT THE STORY
ON THE NEXT
PAGE

Help your favorite droids
fill in the blank with *Star
Wars Droids Mad Libs*



STAR WARS: DROIDS MAD LIBS
(PENGUIN CHILDREN'S
BOOKS)
AVAILABLE NOW

#STARWARSREADS



MAD LIBS®

DROID ETIQUETTE

Being a protocol _____ can be a/an _____ undertaking.
NOUN ADJECTIVE

It's always important to _____ correct etiquette while
VERB

_____ local customs. Here are some _____
VERB ENDING IN "ING" ADJECTIVE

guidelines:

DO offer a helping _____ to someone who needs
PART OF THE BODY

a/an _____.
NOUN

DON'T tell them you're not a/an _____ and then walk away.
OCCUPATION

DO respect your _____ officer.
VERB ENDING IN "ING"

DON'T pretend you know everything about _____.
PLURAL NOUN

DO _____ your host on their fragrant _____.
VERB TYPE OF FOOD

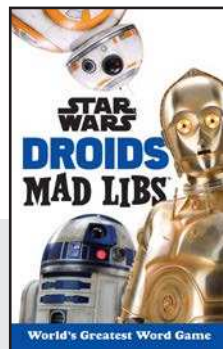
DON'T tell them it stinks like a/an _____'s _____.
ANIMAL PART OF THE BODY

DO assist a/an _____ soul who's looking for their lost
ADJECTIVE

_____.
NOUN

DON'T shout " _____!" and _____ all the
SILLY WORD VERB

way back home.



You write the fun
in *Star Wars Droids
Mad Libs!*

STAR WARS: DROIDS MAD LIBS
(PENGUIN CHILDREN'S BOOKS)
AVAILABLE NOW

#STARWARSREADS



PLANETS OF THE GALAXY!

See how many *Star Wars* planets you can find in this word search!

M	I	G	E	E	N	F	A	L	D	E	R	A	A	N
E	Q	E	O	E	D	E	I	H	O	T	H	M	X	C
T	Z	Y	U	Z	J	Z	W	M	A	Q	C	U	H	U
S	Y	H	T	U	C	C	G	E	O	N	O	S	I	S
U	N	Q	A	C	O	R	U	S	C	A	N	T	E	X
B	L	O	P	O	T	T	E	A	F	S	K	A	O	N
C	Z	Q	A	T	B	E	O	J	U	U	O	F	A	D
Q	I	E	U	A	E	C	D	A	G	O	B	A	H	V
O	X	R	M	T	S	N	Z	E	N	D	O	R	L	D
H	G	E	S	O	P	A	K	A	S	H	Y	Y	Y	K
T	T	I	O	O	I	H	J	T	O	L	O	J	T	R
Y	K	A	M	I	N	O	T	B	W	Z	R	D	F	K
U	V	F	K	N	F	N	I	J	D	R	C	Y	M	Y
T	X	S	B	E	L	V	H	T	J	T	C	D	N	L
X	R	K	R	A	O	K	J	I	N	A	B	O	O	Z

TATOOINE
DAGOBAH
GEONOSIS
UTAPAU
NABOO

CORUSCANT
KASHYYYK
HOTH
BESPIN
MUSTAFAR

ALDERAAN
KAMINO
ENDOR

Confused? Don't be.
Learn all about *Star Wars*
in *Star Wars Made Easy*,
A Beginner's Guide to a
Galaxy Far, Far Away...



STAR WARS MADE EASY,
A BEGINNER'S GUIDE TO A
GALAXY FAR, FAR AWAY...
(DK)
AVAILABLE NOW


#STARWARSREADS



GALACTIC COLORING FUN!



There's coloring fun for the whole family with the *Darth Vader and Family Coloring Book*!



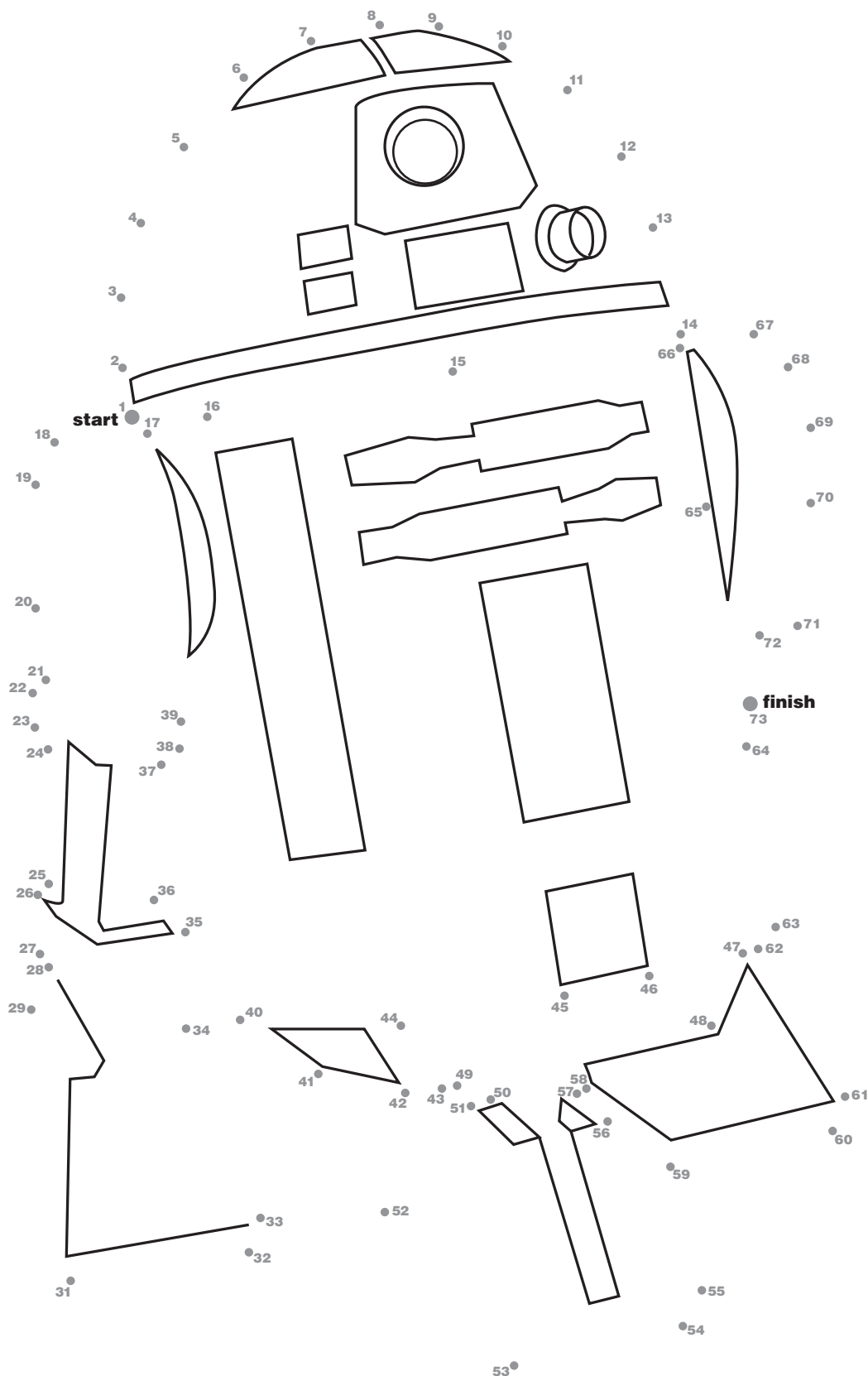
**DARTH VADER AND
FAMILY COLORING
BOOK**
(CHRONICLE BOOKS)
AVAILABLE NOW

#STARWARSREADS



DOT-TO-DOT

Luke Skywalker, Princess Leia, Chewbacca, and Han Solo are about to be crushed in the trash compactor on the Death Star! Connect the dots to find out who will save them!



R2D2 was just an idea until he was built! See where your ideas can take you with *LEGO Star Wars Ideas Book*!



LEGO STAR WARS
IDEA BOOK
(DK)
AVAILABLE NOW

#STARWARSREADS




DRAW YOUR FAVORITE DROID

Droids are everywhere! They can be found in all corners of the galaxy, working hard at their tasks. There is a droid for every job—whether it's delivering messages, spying, cooking, piloting starships, or fighting wars. Draw your favorite droid from the *Star Wars* saga and write a sentence about why you like them the best.



Learn more about your favorite droid and become Star Wars expert with the *Star Wars Complete Visual Dictionary*



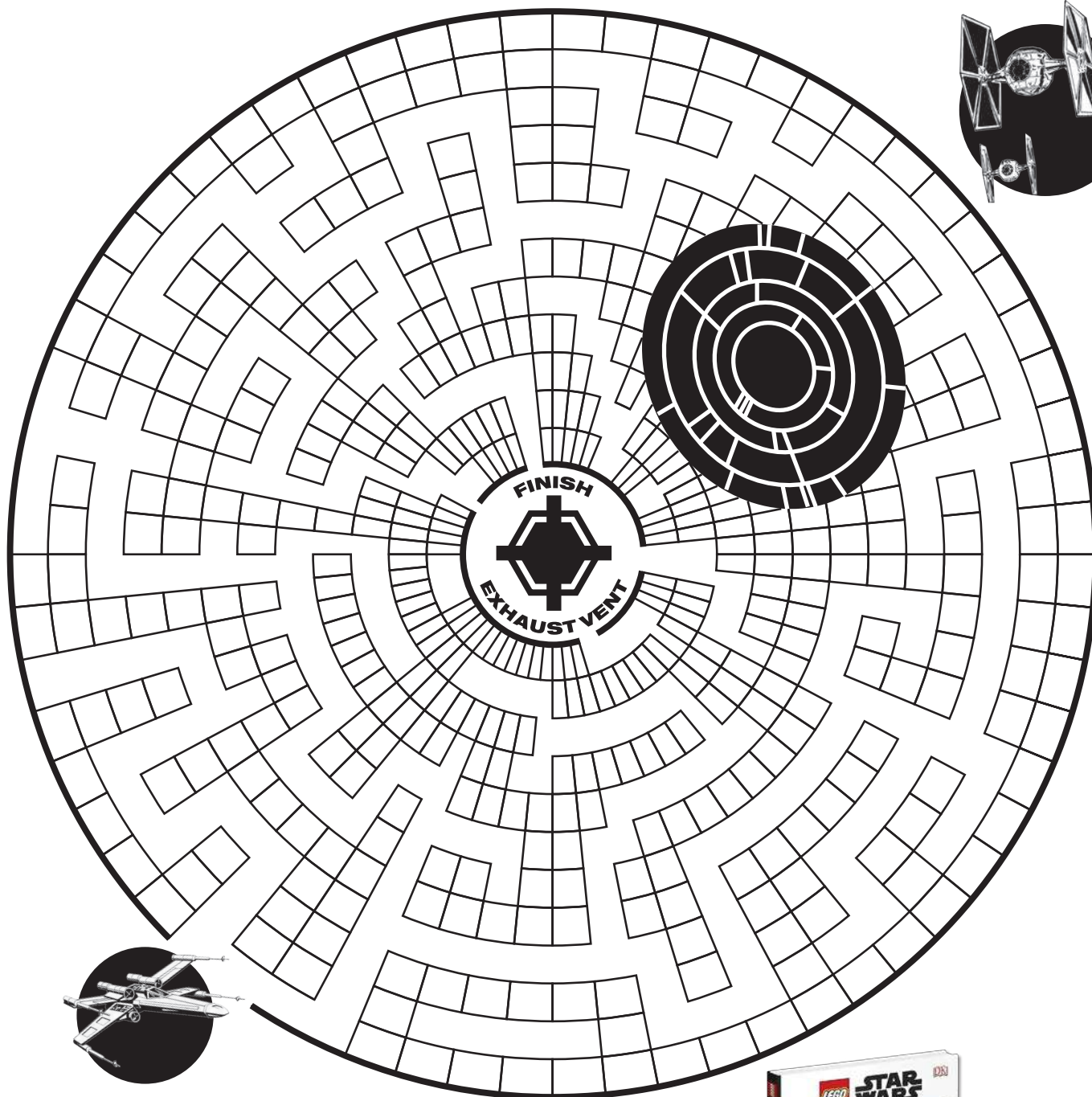

STAR WARS COMPLETE VISUAL
DICTIONARY
(DK)
AVAILABLE 9/4/18

#STARWARSREADS



THE BATTLE OF YAVIN

Luke Skywalker has just joined the Rebel fleet! He's on a desperate mission to destroy the Death Star. Help him fly through the maze to his target so he can use the Force and win the battle!



You chose your path through the maze, now a whole new adventure awaits in *LEGO Star Wars Choose Your Path!*



LEGO STAR WARS
CHOOSE YOUR PATH
(DK)
AVAILABLE NOW

#STARWARSREADS



DRAWING 101

Do you like to draw? A good (and easy) way to start drawing people is to use stick figures. you can add life to them with just a few simple strokes. Check out these stick figures battling with lightsabers. Now draw your own.



Follow Victor Starspeeder and his friends as they learn about lightsabers and proper drawing technique in Jedi Academy!



JEDI ACADEMY-
THE PRINCIPAL
STRIKES BACK
(SCHOLASTIC)
AVAILABLE NOW

#STARWARSREADS



FILL IN THE BLANK

If you could have a space adventure with people you know, whom would you take? Below are some spaces to fill in the people you know as space heroes (and villains)!

PILOT: _____

COPILOT: _____

JEDI: _____

JEDI MASTER: _____


JEDI PADAWAN: _____

SITH LORD: _____

SIDEKICK: _____

PRINCESS: _____

DROIDS: _____



Follow Victor Starspeeder and his friends as they learn about lightsabers and proper drawing technique in Jedi Academy!



JEDI ACADEMY-
THE PRINCIPAL
STRIKES BACK
(SCHOLASTIC)
AVAILABLE NOW

#STARWARSREADS

JOKE TIME

Why did the angry Jedi cross the road?



To get to the dark side!



What do you call a potato that has gone to the dark side?



When did Yoda suspect the evil chancellor was turning to the dark side?



In the Sith grade.



Vader tots!

Why is a droid mechanic never lonely?



Because he's always MAKING new friends.



Why did Yoda visit the bank?



He needed a bank clone!



Follow Victor Starspeeder and his friends as they learn about lightsabers and proper drawing technique in Jedi Academy!



JEDI ACADEMY-
THE PRINCIPAL
STRIKES BACK
(SCHOLASTIC)
AVAILABLE NOW




WHAT ARE YOU FEELING TODAY?



EXCITED



JEALOUS



EMBARRASSED



DISGUSTED



CALM



GUILTY



AFRAID



SUSPICIOUS



HOPEFUL



SURPRISED



ANXIOUS



SAD



CONFUSED



CONFIDENT



DETERMINED



LONELY



ANGRY



FRUSTRATED



DISTRACTED



HAPPY

Search Your Feelings

Search your feelings
in this brand new
picture book!




SEARCH YOUR
FEELINGS
(DISNEY LUCASFILM
PRESS)
AVAILABLE 10/2/18

#STARWARSREADS



LEARN TO DRAW



Learn how to draw Kylo, BB-8, and more of your favorite characters in the *Star Wars Learn to Draw* series.



LEARN TO DRAW STAR
WARS: VOLUME 2
(QUARTO PUBLISHING
GROUP)
AVAILABLE 10/28/18

#STARWARSREADS



LIGHTSABER DUEL

The lightsaber is an energy sword with a glowing plasma blade used by the Jedi and some of their enemies. Crafting a lightsaber is a special trial that every Padawan must complete. Using a penlight and some water, you too can see what it's like to wield a lightsaber.


WHAT YOU NEED



Jug and enough water to fill your container



Milk



Colored cellophane



Penlight (one per lightsaber)



Sticky tape



Scissors



Silver tape




Clear container with flat sides

You will need to ask an adult for help or supervision with the steps that require scissors.



1

Firstly, personalize your penlight with silver tape. Every Jedi designs his or her own handle, so each one is unique. The ideal penlight for this experiment shines a narrow but strong beam.



2

These lightsabers get their color from cellophane rather than kyber crystals. Tape some onto the sides of your tank. You could use two colors—blue for the light side and red for the dark side!

WHY NOT TRY?

The color of a lightsaber is determined by the kyber crystal inside it.

Jedi lightsabers are often green or blue, while Mace Windu wields a rare purple blade. Sith lightsabers are always red. Try different colored cellophane to see which color best suits you.



3


Position the tank on a flat surface with space to move about at each end. Once it's in the right spot, fill the tank with water—you won't want to shift it once it is full!



4

Next, add just a drop of milk to the water and stir gently until it disappears. Be sure to add just a tiny drop at a time—you can always add more milk later if you need to.

Create your own lightsaber duel and more with *Star Wars Maker Lab*, available now!



STAR WARS MAKER LAB
(DK)
AVAILABLE NOW

CONTINUED NEXT PAGE

#STARWARSREADS

LIGHTSABER DUEL (CONT'D.)

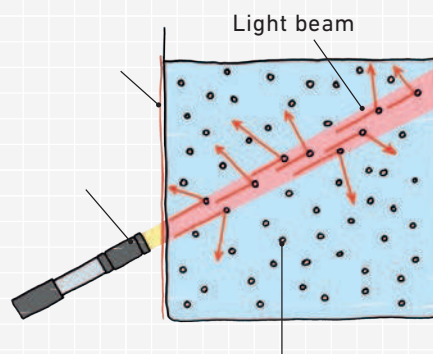
HOW IT WORKS

LIGHT WAVES

Light waves carry energy that our eyes detect as a spectrum of colors. The colors we see depend on which waves are reflected or absorbed. Grass appears green because most of the light waves that hit it are absorbed except for green ones, which are reflected back at our eyes.

WHY MILK?


Light waves from penlights are hard to see, until they hit a solid surface or are reflected by particles. The tiny milk droplets in the water bounce the light back into our eyes, making the beam visible.



**"THIS IS THE WEAPON
OF A JEDI KNIGHT."**

Obi-Wan Kenobi

5



Now shine your penlight through the tank. You should be able to see the beam of your lightsaber in the water. If you can't, add another drop of milk and try again.

6



Shine a penlight through each sheet of cellophane. See how the beams differ from each other? Be careful not to hold the penlights too close to the cellophane as it can get hot and melt.

7



Now it's time to challenge a friend to a duel! For best results, conduct your battle in a darkened room. Why not film it, too? You could even try making lightsaber sound effects!

**YOU'VE
DONE IT!**

Create your own lightsaber duel and more with *Star Wars Maker Lab*, available now!



STAR WARS
MAKER LAB
(DK)
AVAILABLE NOW




MATCHING

Can you match the characters to their shadows? Draw a line from the picture on the left to the corresponding shadow on the right.



ANSWER





STAR WARS LITTLE GOLDEN BOOKS | (RANDOM HOUSE) | AVAILABLE NOW



#STARWARSREADS



FINGER PUPPETS



INSTRUCTIONS

1. Print the finger puppets on regular paper and cut them out. Be sure to cut along the dashed lines.
2. Wrap the tabs of one puppet around the puppeteer's finger, and use tape to secure it.
3. Remove puppet from finger and repeat step 2 with the rest of the puppets.



STAR WARS LITTLE GOLDEN BOOKS | (RANDOM HOUSE) | AVAILABLE NOW



#STARWARSREADS



FINGER PUPPETS



Disney • LUCASFILM © & TM 2018 LUCASFILM LTD.



Disney • LUCASFILM © & TM 2018 LUCASFILM LTD.

INSTRUCTIONS

1. Print the finger puppets on regular paper and cut them out. Be sure to cut along the dashed lines.
2. Wrap the tabs of one puppet around the puppeteer's finger, and use tape to secure it.
3. Remove puppet from finger and repeat step 2 with the rest of the puppets.



Disney • LUCASFILM © & TM 2018 LUCASFILM LTD.



STAR WARS LITTLE GOLDEN BOOKS | (RANDOM HOUSE) | AVAILABLE NOW



#STARWARSREADS

Disney • LUCASFILM © & TM 2018 LUCASFILM LTD.



MATCHING

Can you identify each character?

Draw a line from the picture on the left to the title on the right.



PRINCESS

DROID



JEDI


WOOKIEE



SITH



ANSWER



STAR WARS LITTLE GOLDEN BOOKS | (RANDOM HOUSE) | AVAILABLE NOW



#STARWARSREADS



GALACTIC COLORING FUN!



#STARWARSREADS

New issue every
week in October.



*Tales from Vader's
Castle*
(IDW)
AVAILABLE
OCTOBER 2018



WORD SEARCH

Find and circle all the hidden *Star Wars* Creatures and Aliens in the word search below.

N	N	D	R	J	A	S	G	W	U	O	E	S
Z	N	U	Y	R	N	V	Z	R	T	S	C	K
P	X	M	A	K	I	C	K	T	E	F	T	O
R	A	Q	B	T	T	L	A	W	J	E	P	W
T	X	F	T	X	N	W	N	A	A	N	D	E
A	L	R	Z	A	A	U	W	W	E	O	E	O
W	B	H	Q	Z	C	A	A	I	O	Z	I	W
R	H	B	X	O	S	V	M	T	A	D	A	U
A	U	K	A	O	O	O	V	X	O	G	R	Z
N	H	E	Y	J	I	L	C	N	O	D	G	W
C	L	W	Z	D	K	W	A	N	R	O	U	Q
O	T	C	I	A	C	C	A	B	W	E	H	C
R	X	A	D	A	L	I	Y	O	D	A	S	O
L	N	F	N	B	D	S	A	R	L	A	C	C
S	A	P	M	A	W	O	K	R	P	E	B	M

JAWAS
GREEDO
CHEWBACCA
DIANOGA

TAUNTAUN
WAMPA
YODA
JABBA
OOLA

RANCOR
SARLACC
EWOKS
NEIMOIDIANS
WATTO

See how all your favorite creatures and aliens came to life in *The Moviemaking Magic of Star Wars Creatures + Aliens*.




THE MOVIE MAKING
MAGIC OF STAR WARS
CREATURES + ALIENS
(ABRAMS)
AVAILABLE NOW



NAME GAME

Draw a line from the *Star Wars* character's name below to the picture above.



Rey

Maz Kanata

BB-8



Leia

Mace Windu

Lando Calrissian

Queen Amidala

Probe Droid

Scout Trooper

Darth Maul

Watto



Learn all the words every *Star Wars* fan should know with *Star Wars Block*.



STAR WARS BLOCK:
OVER 100 WORDS
EVERY FAN SHOULD
KNOW
(ABRAMS)
AVAILABLE NOW



GALACTIC COLORING FUN!



Han may not be known for staying within the lines, but try your best with *Color Your Own Star Wars Han Solo* coloring book!



Color Your Own Star Wars Han Solo
(MARVEL)
AVAILABLE NOW!

#STARWARSREADS

**STAR
WARS
READS**



**HOST YOUR
OWN PARTY**

#STARWARSREADS



IDEAS TO HOST YOUR OWN PARTY

Invitations:

- Make a list of friends and family to invite
- Pick a day, time, and location for your party
- Fill out the invitations in this activity kit and give them to your guests
- **FUN IDEA:** Ask your guests to wear a *Star Wars* costume and to bring a gift-wrapped *Star Wars* book for a grab bag

Party Prep:

- Plan out *Star Wars*-themed refreshments by searching for “recipes” on StarWars.com or by using cookbooks such as:




HAN SANDWICHES AND
OTHER GALACTIC SNACKS
(CHRONICLE)



BB-ATE: AWAKEN TO THE
FORCE OF BREAKFAST
AND BRUNCH
(CHRONICLE)



WOOKIEE COOKIES
AND OTHER GALACTIC
RECIPES
(CHRONICLE)



WOOKIEE PIES, CLONE
SCONES, AND OTHER
GALACTIC GOODIES
(CHRONICLE)

- Print out copies of the activity pages from this kit, making sure there is at least 5 activity sheets per guest; don't forget pens!
- Purchase or borrow copies of your favorite *Star Wars* book (at least one per guest) to place on the tables at your party; leave the book open to your favorite page
- Print out name tags from this activity kit.

Let the Reading Begin!

- Once everyone arrives, ask guests to look around the party and find a *Star Wars* book; go around the room and have each guest act out or read the page that's open on their book
- When your guests arrive, have them place the gift-wrapped book into the grab bag; upon leaving, make sure each guest gets a gift-wrapped book from the grab bag!
- Enjoy some refreshments!
- Pass out the activity sheets and pens, letting each guest choose which sheets to fill out
- Hold a costume contest, with prizes for different categories: most creative, funniest, scariest, group favorite

HAPPY READING!

#STARWARSREADS



MILLENNI-YUMS

INGREDIENTS

- 1/4 cup (65 grams) peanut butter**
- 1 large ripe banana, cut into 1/2-inch (12-millimetre) rounds, about 20 to 24 rounds**
- 1 cup (80 grams) crushed vanilla wafers, approximately 22 cookies**
- 2 cups (360 grams) chopped milk chocolate or dark chocolate**
- 2 tablespoons coconut oil**

1. Line a baking sheet with parchment paper or a silicone baking mat.
2. Spread 1 teaspoon of peanut butter onto the tops of half of the banana slices. Top with the remaining banana slices to create a sandwich. Place the filled bananas on the prepared sheet and freeze for 1 hour, or cover with plastic wrap and freeze overnight.
3. Place the crushed wafers in a shallow plate or bowl and set aside.
4. Place the chocolate and coconut oil in a glass or ceramic bowl. Microwave on high for 1 minute. Stir, and microwave again for 30 seconds. Continue heating and stirring until the chocolate mixture is smooth.
5. Dip a filled banana "sandwich" completely into the chocolate mixture. Lift it out with a fork and lightly tap the sandwich on the side of the bowl to remove any excess chocolate. Place the coated banana in the crushed cookies and use a spoon to cover completely. Place the coated banana back on the baking sheet. Repeat with the remaining bananas. Return the coated bananas to the freezer.
6. Freeze the sandwiches in an airtight container for up to 1 month.

Makes 10 to 12 treats.



For more recipes from a galaxy far, far away, check out *Han Sandwiches and Other Galactic Snacks*

HAN SANDWICHES AND OTHER GALACTIC SNACKS (CHRONICLE)
AVAILABLE 9/25/18

#STARWARSREADS



PARTY INVITATIONS



It's Star Wars Reads time!

**Please join us
to celebrate.**

Date: _____

Where: _____

When: _____

RSVP: _____

**Come dressed as your
favorite character!**

Disney · LUCASFILM © & TM 2018 LUCASFILM LTD.



It's Star Wars Reads time!

**Please join us
to celebrate.**

Date: _____

Where: _____

When: _____

RSVP: _____

**Come dressed as your
favorite character!**

Disney · LUCASFILM © & TM 2018 LUCASFILM LTD.



PARTY INVITATIONS



It's Star Wars Reads time!

**Please join us
to celebrate.**

Date: _____

Where: _____

When: _____

RSVP: _____

**Come dressed as your
favorite character!**

Disney • LUCASFILM © & TM 2018 LUCASFILM LTD.



It's Star Wars Reads time!

**Please join us
to celebrate.**

Date: _____

Where: _____

When: _____

RSVP: _____

**Come dressed as your
favorite character!**

Disney • LUCASFILM © & TM 2018 LUCASFILM LTD.



NAME TAGS

Compatible with Avery Label #5163

