



**STAR
WARS[®]
READS
DAY II**

ACTIVITY KIT

OCTOBER 5TH, 2013



CHRONICLE BOOKS



QUIRK



CONTENTS

CHOOSE ACTIVITIES FOR YOUR EVENT!

RECIPES	1
CRAFTS	4
COLORING PAGES	17
GAMES	22



**STAR
WARS[®]
READS
DAY II**

RECIPES

Qui-Gon Gingerbread Sandwiches

SWEET AND SPICY SAMMIES FOR THE JEDI ON THE GO!

INGREDIENTS

- 4 cups all-purpose flour
- 3 teaspoons pumpkin pie spice
- 1 teaspoon baking soda
- 1/2 teaspoon salt
- 1/2 cup (1 stick) butter, at room temperature
- 1/2 cup packed brown sugar
- 1/2 cup dark molasses
- 1 pint dulce de leche or caramel swirl ice cream

1. Preheat the oven to 350°F.
2. In a large bowl, whisk together the flour, pie spice, baking soda, and salt. Set aside.
3. In a medium bowl, with an electric mixer on medium speed, cream together the butter and sugar until fluffy. Add the molasses and beat until well combined. Add one third of the flour mixture and 1 tablespoon water alternately (4 tablespoons water total), mixing well after each addition. If the dough is dry or doesn't hold together well, add an additional table-spoon of water to the mixture.
4. Gather the dough and roll it out to fit onto an 11-x-15-inch jelly-roll pan. Bake it for 8 to 10 minutes, until the dough springs back when pressed lightly with the back of a spoon. Cool it completely on a cooling rack.
5. Move the ice cream to the refrigerator to soften while the dough is cooling.
6. Cut out 16 cookies with a 2-inch cookie cutter. Lay the cookie cutter on a flat surface and press in one of the cookies to the bottom. Fill the cookie cutter with ice cream, then top it with another cookie. Press the top down to gently remove the sandwich from the cookie cutter. Repeat with the remaining cookies and ice cream. Wrap each sandwich in plastic wrap and freeze them for at least 1 hour before serving.

Makes 8 ice cream sandwiches.



EXCERPTED FROM
ICE SABERS

ISBN: 978-1-4521-0761-5
CHRONICLE BOOKS

Yoda Soda

INGREDIENTS

- 3 limes
- 3 tablespoons sugar, or more to taste
- 1 cup sparkling water
- 1 scoop lime sherbet or sorbet

1. Place 1 lime on the cutting board and cut it in half. Squeeze the juice from each half into a measuring cup. Repeat with the remaining limes until you have $\frac{1}{4}$ cup juice.
2. Put the lime juice and 3 tablespoons sugar in a small pitcher. Stir with a wooden spoon until the sugar dissolves. Add the sparkling water and stir until mixed. Taste and add more sugar, if desired.
3. Using an ice-cream scoop, scoop up the sherbet and drop it into a tall glass. Pour in the lime water. Serve immediately.

Makes 1 serving.

Variation: You can substitute rainbow sherbet or lemon sorbet for the lime sherbet.



EXCERPTED FROM
**Wookiee Pies, Clone Scones,
and other Galactic Goodies**

ISBN: 978-1-4521-0466-9
CHRONICLE BOOKS




**STAR
WARS[®]
READS
DAY II**

CRAFTS



ACTIVITY KIT

Color and fold your own Jedi lightsaber!



Color this, cut it out,
and fold it according
to the instructions
on next page.



Darth Vader's lightsaber



EXCERPTED FROM
Star Wars Origami
ISBN: 978-0-7611-6943-7
WORKMAN

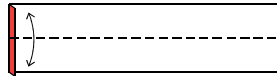


Color and fold your own Jedi lightsaber!

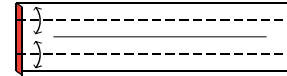
HOW TO FOLD: A BASIC LIGHTSABER



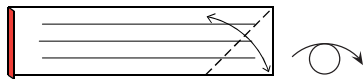
1 Start with your color picture. Valley fold just enough to form a thin flap.



2 Valley fold and unfold.



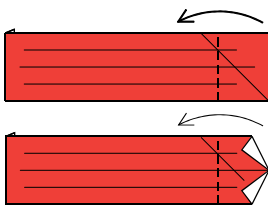
3 Valley fold and unfold.



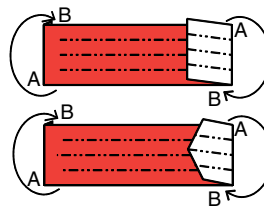
4 Mark fold. Turn the model over.



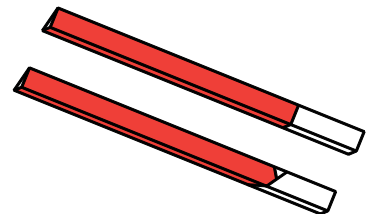
4A Optional Step: To make a hilt with an angled emitter like Luke's, valley fold the corners to touch the creases formed in step 3.



5 Valley fold.



6 Mountain fold the corners A into the pockets B. This will turn the model into a triangular tube.



EXCERPTED FROM
Star Wars Origami
 ISBN: 978-0-7611-6943-7
 WORKMAN

ACTIVITY KIT



MASTER YODA STICK PUPPET

Judge a puppet by its size, will you? Make up your own stories about the Jedi Master's adventures with this fun Yoda puppet. It's up to you which version you want to make—Prequel Trilogy Yoda, *Clone Wars* Yoda, or Original Trilogy Yoda.

WHAT YOU NEED

- Yoda body pattern
- Yoda robe pattern
- Scissors
- Green, brown, red, and tan or gray felt squares
- Straight pins
- Craft stick
- Googly eyes
- Glue

- 1** Cut out the Yoda body pattern on the next page and secure to the piece of green felt with straight pins. Then cut the felt following the pattern.




- 2** Cut out the Yoda robe pattern on the next page and secure to the piece of brown felt with straight pins. Then cut the felt following the pattern.



- 3** Now you need to make Yoda's tunic. Cut out a piece of tan or gray felt a little larger than the collar opening of the robe. Glue this to the back of the robe.

- 4** Glue the robe and tunic to Yoda's body.
- 5** Turn Yoda over and glue the craft stick to his back. Leave part of the stick exposed on the bottom so you have a handle for the puppet.
- 6** Finally, cut a small green square from the scrap felt for the nose and a small red triangle for the mouth. Glue these to Yoda's head along with the googly eyes to make his face!



The Star Wars Craft Book



ISBN: 978-0-3455-1116-4

DEL REY







MASTER YODA STICK PUPPET



There are two sets of patterns so you can share.




The Star Wars Craft Book
ISBN: 978-0-3455-1116-4
DEL REY



MAKE YOUR OWN POP-UP CLONE TROOPER

1. Print the artwork out at 100% size (no scaling) on a heavy paper, such as card stock. Color all of your pieces with crayons or markers before scoring or cutting.
2. Use a ruler or a straight edge and a paper clip to score all the black dotted lines
3. Next use scissors to cut out all the pieces along the outside solid black lines.
4. On the helmet piece, there are two shapes that cannot be cut with scissors. These are located above “Glue C Here” and “Glue D Here.” Please ask an adult to help you cut them out along the solid black lines with an X-Acto knife.
5. Take the card piece and fold along the dotted line toward you. Unfold.
6. Take the helmet piece and fold in half away from you. Unfold.
7. Now fold along the dotted line of the left side of the helmet piece away from you. The cut line in the middle will pop out. Unfold.
8. Next, fold along the dotted line to the left of the previously folded line away from you. Unfold.
9. Now fold the “Glue A Here” tab away from you. Unfold.
10. Repeat steps 7 and 8 on the right side of the helmet.
11. Next fold “Glue B” tab away from you and unfold.
12. Now fold the left upper part of the helmet along the dotted line away from you. Unfold. Repeat on the right side.
13. Take the “E” tab and fold it away from you. Unfold.
14. Take the “F” tab and fold it away from you. Unfold.
15. Fold the helmet piece in half again and put glue on the gray area marked “Glue B.”
16. Next put tab “B” on top of the “Glue B” tab. Press firmly and let dry.
17. Now put glue on the “Glue A Here” tab.
18. Line up tab “A” on top of the “Glue A Here” tab. Press firmly and let dry. Set the helmet piece aside.
19. Now take the second piece and fold it in half away from you. Unfold.
20. Now fold tab “C” toward you. Repeat on tab “D.”
21. Take the helmet piece (keep it folded in half) and put glue on “Glue C Here” area.
22. Take the second piece and line up tab “C” on top of the “Glue C Here” area. Press firmly and let dry. Repeat on the opposite side with tab “D.”
23. Now take the card piece and put glue on “Glue E Here” area.
24. Take the helmet piece and line up tab “E” with the “Glue E Here” area. Press firmly and let dry.
25. Now put glue on the “Glue F Here” area.
26. Close the card on top of tab “F.” Press firmly and let dry.
27. Slowly open the card and tah-dah! You’ve made your very own clone trooper!



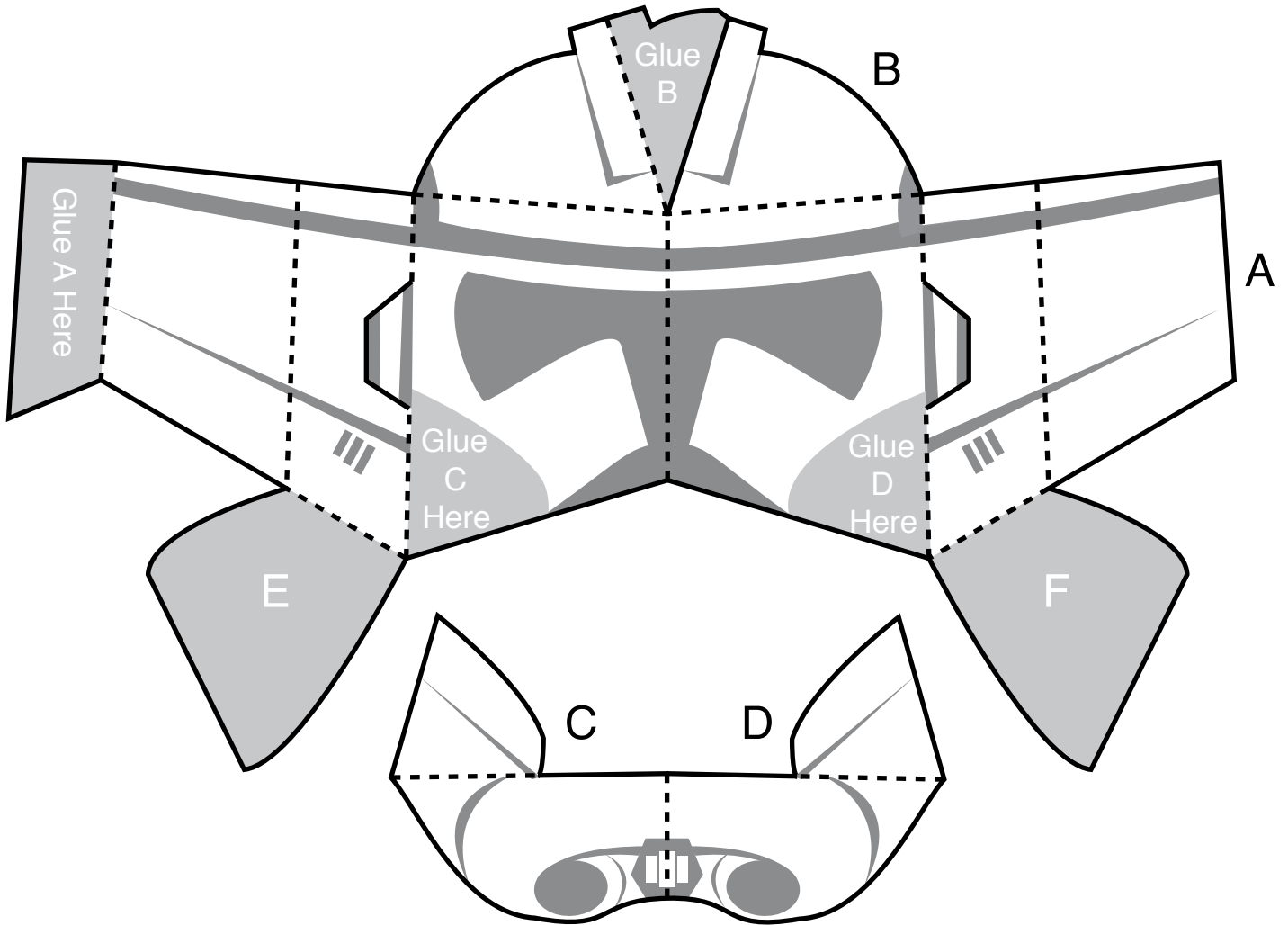
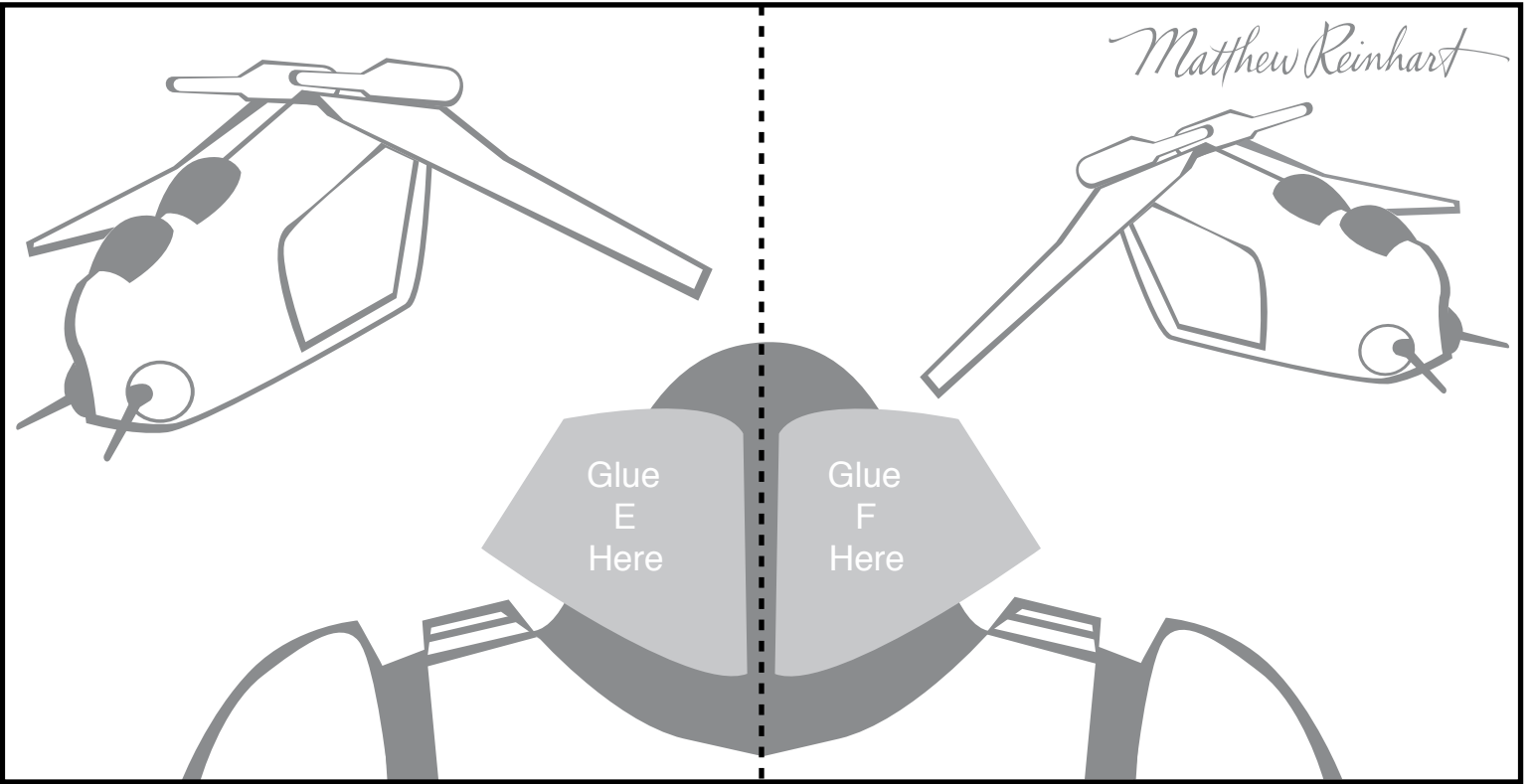
INSPIRED BY

Star Wars: A Galactic Pop-up Adventure

ISBN: 978-0-5451-7616-3

SCHOLASTIC INC.

Matthew Reinhart



MAKE YOUR OWN POP-UP YODA

1. Print the artwork out at 100% size (no scaling) on a heavy paper, such as card stock. Color all of your pieces with crayons or markers before scoring or cutting.
2. Use a ruler or a straight edge and a paper clip to score all the black dotted lines.
3. Next use scissors to cut out all the pieces along the solid black lines.
4. Take Yoda's body piece and fold it in half away from you. Unfold.
5. Fold tab "A" toward you. Unfold. Repeat with tab "B."
6. Fold the right arm (with the lightsaber) toward you. Unfold.
7. Next fold along the diagonal dotted line away from you. Unfold.
8. Now fold tab "C" toward you. Unfold.
9. Next fold the "Glue E Here" away from you. Repeat on the next two dotted lines to tab "D." Set piece aside.
10. Next fold the card piece in half toward you. Unfold.
11. Put glue on the "Glue A Here" gray area.
12. Line up tab "A" with this area. Press firmly and let dry. Repeat with tab "B."
13. Now put glue on the "Glue C Here" area. Line up tab "C" with this area. Press firmly and let dry.
14. Turn the card around so you can see the "Glue D Here" gray area. Put glue on "Glue D Here."
15. Line up tab "D" with "Glue D Here" area. Press firmly and let dry.
16. Next put glue on the "Glue E Here" area.
17. Take piece "E" (Yoda's head) and line up the piece with the gray area. Press firmly and let dry.
18. Slowly close the card.
19. And reopen—you've made your very own Yoda!

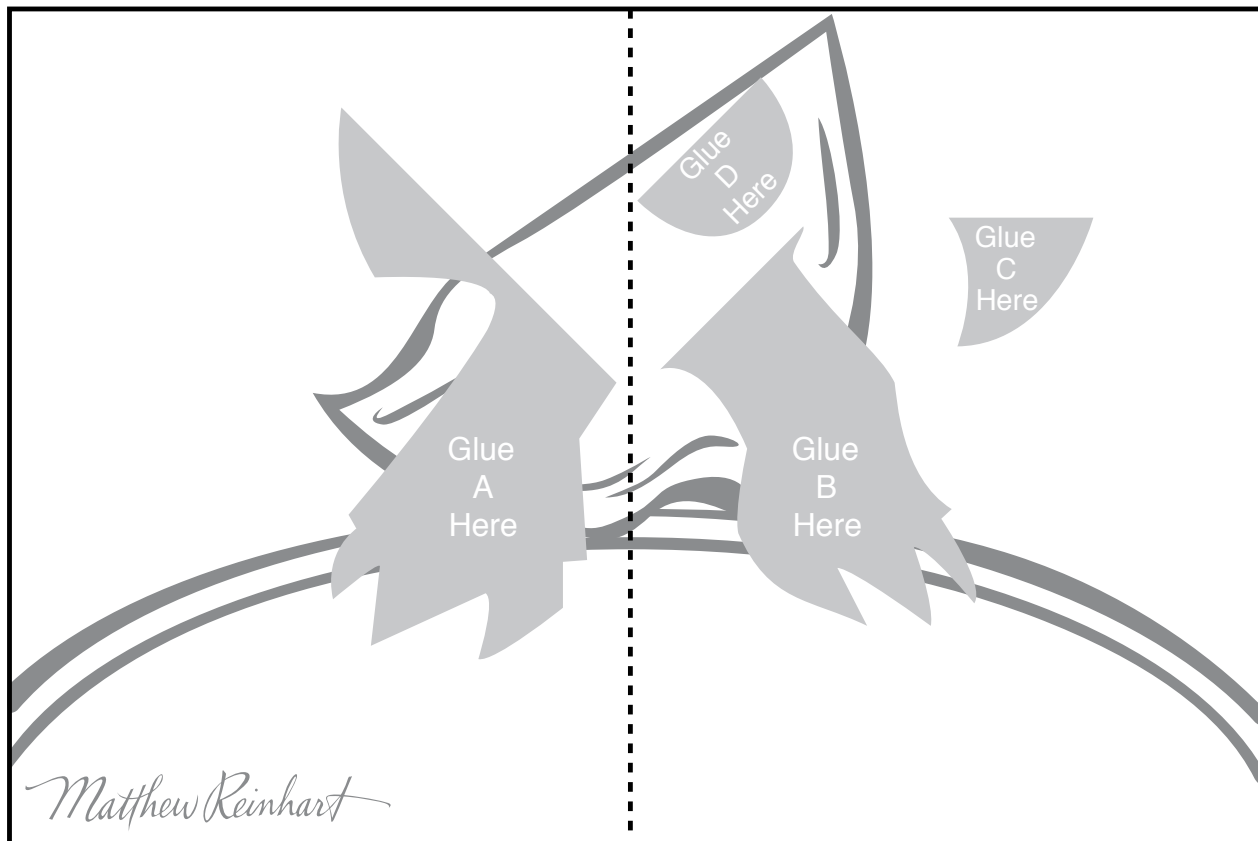
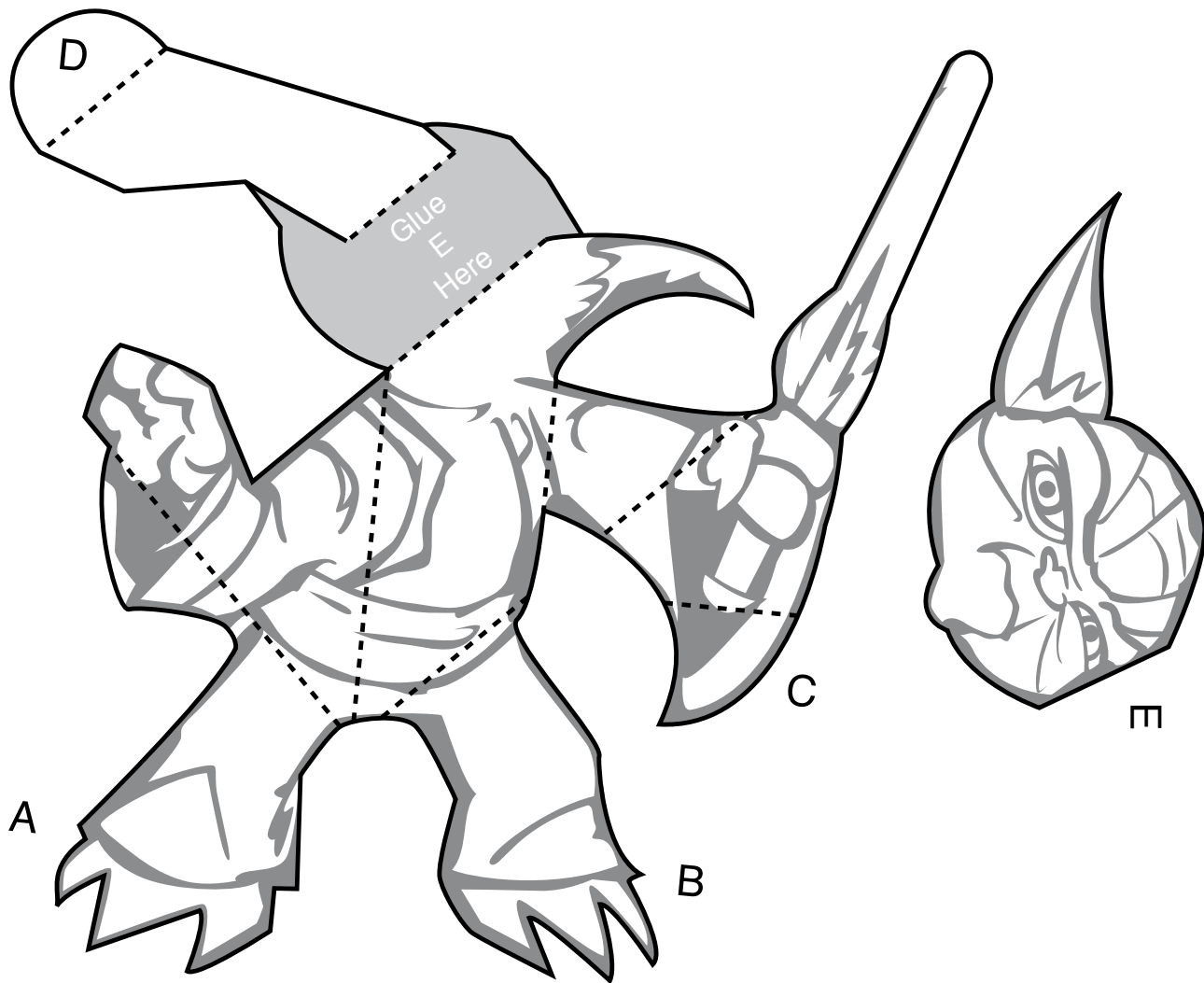



INSPIRED BY

Star Wars: A Galactic Pop-up Adventure

ISBN: 978-0-5451-7616-3

SCHOLASTIC INC.





**MILLENNIUM FALCON
TOP SIDE**

CUT OUT THIS SPACE

**CUT OUT
THIS SPACE**

**CUT OUT
THIS SPACE**

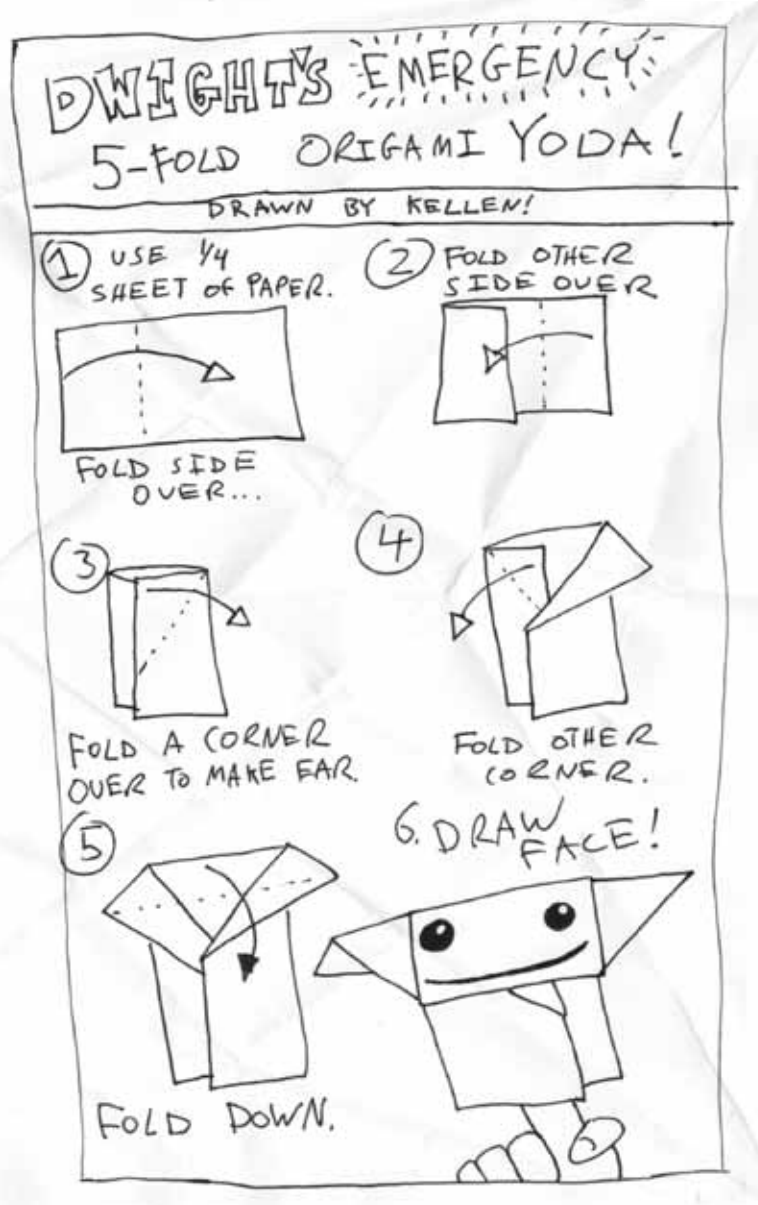
Cut out and fold your very own *Millennium Falcon*.
Go to www.klutz.com/starwars for instructions.

Copyright ©2013 Lucasfilm Ltd. & © or ™ where indicated. All rights reserved. Used under authorization.

EXCERPTED FROM
Star Wars® Folded Flyers
ISBN: 978-0-6453-9634-9
KLUTZ



Instructions to Fold the Famous Five-Fold Yoda



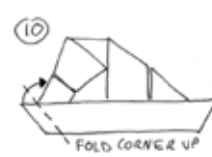
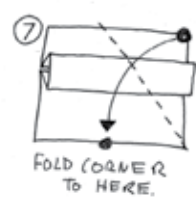
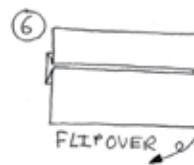
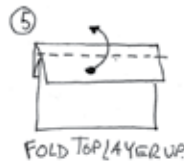
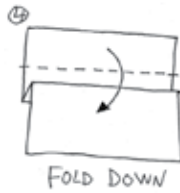
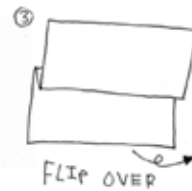
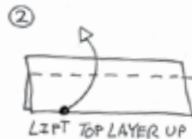
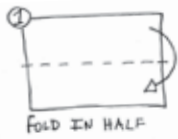
INSPIRED BY
ART2-D2'S
Guide to Folding and Doodling
ISBN: 978-1-4197-0534-2
ABRAMS BOOKS



HOW TO FOLD JABBA THE PUPPETT

How To Fold THE PUPPETT!

BY...?
INSTRUX BY
KELLEN



INSPIRED BY

The Surprise Attack of Jabba the Puppett

ISBN: 978-1-4197-0858-9

ABRAMS BOOKS

ACTIVITY KIT



Make your own Yoda bookmark!



*"The Force surrounds us . . .
and binds us. Luminous
beings are we, not this
crude matter."*

—YODA



AFFILIATION: Jedi Order
HOMEWORLD: Unknown
HEIGHT: 0.66 meters
WEAPON: Green-bladed lightsaber
SHIP: Republic attack gunship



Collect all *Star Wars* characters
in *Star Wars Fandex*



Yoda



EXCERPTED FROM
Star Wars® Fandex Deluxe
ISBN: 978-0-7611-5230-9
WORKMAN



**STAR
WARS[®]
READS
DAY II**

**COLORING
PAGES**

ACTIVITY KIT



WANTED: SAVAGE OPRESS AND DARTH MAUL

***** DO NOT APPROACH *****

If you know the whereabouts of either of these Sith, please contact the Jedi Council.



INSTRUCTIONS: Color Savage Opress and Darth Maul in the "WANTED" poster above! Put the poster in a special place to alert your family and friends to these dangerous Sith!



EXCERPTED FROM
**Star Wars®: The Clone Wars™—
The Sith Hunters**
ISBN: 978-1-5958-2949-8
DARK HORSE BOOKS


ACTIVITY KIT



INSPIRED BY
Star Wars®: Jedi Academy
ISBN: 978-0-5455-0517-8
SCHOLASTIC INC.



DRAW A THUMB DOODLE




You are armed with all the tools you need.

Use a black waterbased felt-tipped pen to apply ink on your thumb. Then, create a thumbprint on a piece of paper. Use the same pen to doodle the details.

1 full thumbprint for the top of the helmet




2 half thumbprint for the bottom of the helmet




eyes and mouth



sideways thumbprint for the body



legs and boots



arm



Give Darth Vader a weapon.

Don't forget the cape and belt.



EXCERPTED FROM
Star Wars® Thumb Doodles
ISBN: 978-0-5454-9284-3
KLUTZ


ACTIVITY KIT




DRAW YODA IN

4 STEPS

1.
STICK
FIGURE



2.
SHAPES



3.
BASIC
DETAILS



4.
DETAILED
DETAILS



YODA




EXCERPTED FROM
Draw Star Wars®: The Clone Wars™
ISBN: 978-1-5917-4698-0
KLUTZ



**STAR
WARS[®]
READS
DAY II**

GAMES



A GLANCE INTO YODA'S PAST

More than 900 years old, Yoda has met many people and traveled to countless worlds in the Republic. Search the grid below to see if you can find just some of the people he's met and places he's seen over the years.

X	E	Z	R	V	N	R	I	D	Q	R	C	L	H	L	G	T	E	H	J
N	N	G	Y	Z	D	D	C	G	A	J	U	S	T	R	E	U	P	L	C
K	I	Y	N	O	P	G	T	O	A	K	T	E	Q	Y	X	H	I	H	S
H	T	K	A	Z	I	W	M	F	U	P	P	A	C	T	C	E	E	G	C
A	A	V	B	C	D	S	B	D	Q	Y	O	D	A	S	H	H	V	H	Z
K	P	B	O	O	R	R	C	L	H	L	U	U	Z	K	E	T	H	C	M
V	L	F	O	U	N	N	O	S	X	M	B	S	L	Y	W	A	V	N	I
J	A	T	E	N	J	N	P	V	E	F	W	X	U	W	B	B	T	S	N
T	P	U	U	T	O	N	L	Z	J	I	K	L	F	A	A	B	R	B	P
A	R	E	X	D	E	G	C	V	Z	B	I	L	M	L	C	A	L	S	W
N	O	X	L	O	Z	J	O	D	L	O	Y	H	Z	K	C	J	P	D	R
A	R	N	E	O	L	J	X	K	N	N	T	A	E	E	A	J	A	C	K
K	E	Y	A	K	J	R	R	V	E	E	C	N	M	R	R	B	D	Q	U
I	P	I	U	U	Q	S	X	Z	N	K	M	S	J	C	P	T	A	T	C
N	M	O	W	E	Q	U	G	R	K	N	Z	O	E	R	E	H	W	L	L
C	E	L	H	L	Q	Z	S	Y	B	A	T	L	D	W	D	R	A	N	A
D	A	G	O	B	A	H	V	O	T	W	G	O	I	C	E	T	N	I	W
Z	U	N	Q	L	B	B	U	D	N	I	W	E	C	A	M	M	Z	T	M
E	N	I	O	O	T	A	T	I	G	B	F	M	H	U	W	P	A	Z	Z
M	C	M	O	Q	V	H	B	U	C	O	J	J	Q	G	N	X	N	K	Z

Yoda
Anakin
Chewbacca
Han Solo
Mace Windu

Padawan
Skywalker
Emperor Palpatine
Count Dooku
Jedi

Jabba the Hutt
Dagobah
Obi-Wan Kenobi
Tatooine
Naboo

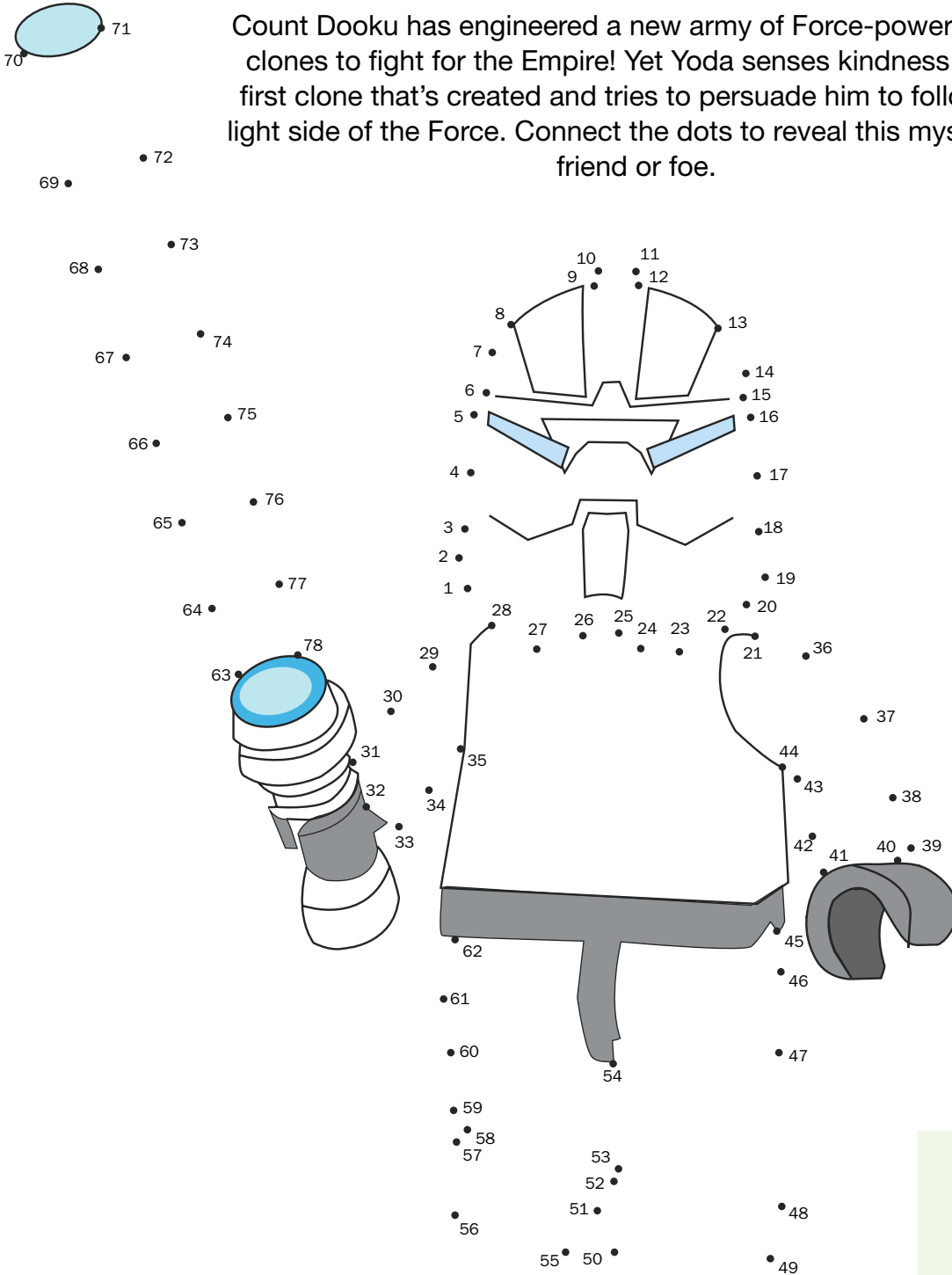


EXCERPTED FROM
The Yoda Chronicles
ISBN: 978-1-4656-0868-6
DK PUBLISHING



A NEW SOLDIER IS BORN

Count Dooku has engineered a new army of Force-powered Sith clones to fight for the Empire! Yet Yoda senses kindness in the first clone that's created and tries to persuade him to follow the light side of the Force. Connect the dots to reveal this mysterious friend or foe.



EXCERPTED FROM
The Yoda Chronicles
 ISBN: 978-1-4656-0868-6
 DK PUBLISHING



ACTIVITY KIT

ANSWER KEY


ANSWER:

A GLANCE INTO YODA'S PAST

X	E	Z	R	V	N	R	I	D	Q	R	C	L	H	L	G	T	E	H	J
N	G	Y	Z	D	D	C	G	A	J	U	S	T	R	E	U	P	L	C	S
K	I	N	O	P	G	T	O	A	K	T	E	Q	Y	X	H	E	H	C	S
H	T	K	A	Z	I	W	M	F	U	P	P	A	C	T	C	E	E	G	H
A	A	V	B	C	D	S	B	D	Q	Y	O	D	A	S	H	H	V	H	Z
K	P	B	O	O	R	R	C	L	H	L	U	U	Z	K	E	H	C	M	I
V	L	F	O	U	N	N	O	S	X	M	B	S	L	Y	W	A	V	N	S
J	A	T	E	N	J	N	P	V	E	F	W	X	U	W	B	B	T	S	N
T	P	U	U	T	O	N	L	Z	J	I	K	L	F	A	B	B	R	B	P
A	R	R	E	X	D	E	G	C	V	Z	B	I	L	M	L	C	C	A	S
N	O	X	L	O	Z	J	O	D	L	O	Y	H	Z	K	E	J	P	A	D
A	R	N	E	O	L	J	X	K	N	N	T	A	E	E	A	A	C	D	R
K	E	Y	A	K	J	R	R	V	E	E	C	N	M	R	R	B	A	Q	U
I	N	P	I	U	U	Q	S	X	Z	N	K	M	S	J	C	P	E	H	L
N	M	O	W	E	Q	U	G	R	K	N	Z	O	E	R	E	H	W	L	L
C	E	L	H	L	Q	Z	S	Y	B	A	T	L	D	W	D	R	A	N	A
D	A	G	O	B	A	H	V	O	T	W	G	O	I	C	E	T	N	I	W
Z	U	N	Q	L	B	B	U	D	N	I	W	E	C	A	M	M	Z	T	M
E	N	I	O	O	T	A	T	I	G	B	F	M	H	U	W	P	A	Z	Z
M	C	M	O	Q	V	H	B	U	C	O	J	J	Q	G	N	X	N	K	Z


ANSWER:

A NEW SOLDIER IS BORN





CROSSWORD



ACROSS


- 1. Solo's furry friend
- 4. Also known as Ben
- 7. Jedi weapon of choice
- 8. Has a Cinnamon Bun hairstyle
- 11. Leia loves _____
- 12. Luke _____

DOWN

- 2. May the _____ be with you
- 3. Has many chins
- 5. Leia's dad
- 6. Darth Vader was born _____
- 10. Jedi apprentice
- 13. C-3PO and R2-D2 are _____
- 14. Teddy bear rebels
- 15. Talks funny he does



BASED ON
Vader's Little Princess
 ISBN: 978-1-4521-1869-7
 CHRONICLE BOOKS



BASED ON
Darth Vader and Son
 ISBN: 978-1-4521-0655-7
 CHRONICLE BOOKS

ACTIVITY KIT




MAZE

Where's my dad?



Help Leia go through the maze to get to her father!



BASED ON
Vader's Little Princess
ISBN: 978-1-4521-1869-8
CHRONICLE BOOKS



BASED ON
Darth Vader and Son
ISBN: 978-1-4521-0655-7
CHRONICLE BOOKS

ACTIVITY KIT



PERFORM A SCENE FROM WILLIAM SHAKESPEARE'S **STAR WARS**



NARRATOR: Act 1, Scene 6
Inside the Lars homestead
Enter Luke Skywalker, C-3PO,
and R2D2.

LUKE: My little 'bot, though hast got
Something jamm'd.
Herein. Hast thou been on a cruiser or—

LEIA: O help me, Obi-Wan Kenobi, help.
Thou art mine only hope.

LUKE: —Pray, what is this?

R2D2: Squeak?

C-3PO: What is what? A question hath
he asked!
Say, what is that?

LEIA: O help me, Obi-Wan Kenobi, help.
Thou art mine only hope.
O help me, Obi-Wan Kenobi, help.
Thou art mine only hope.

R2D2: Beep, meep, meep, hoo.
Squeak, beep, meep, beep.

C-3PO: He says 'tis nothing, Sir.
A mere malfunction, bygone data 'tis.
Please, pay no mind.

LUKE: But who is she? For she
Is far more beautiful than all the stars.

C-3PO: I truly do not know, Sir. I suspect
She was a passenger on our last trip,
A person of importance, I believe.

LUKE: Say, is there any more recording,
droid?



EXCERPTED FROM
**William Shakespeare's Star
Wars®: Verily, A New Hope**
ISBN: 978-1-5947-4637-6
QUIRK BOOKS

ACTIVITY KIT



Star Wars Trivia Questions

1. What was the name of the planet Luke Skywalker grew up on?

- A: Dantooine
- B: Naboo
- C: Endor,
- D: Tatooine

2. Darth Vader used to be a Jedi Knight named?

- A: Mace Windu
- B: Anakin Skywalker
- C: Qui-Gon Jinn
- D: Count Dooku

3. How old was Yoda?

- A: Over 800 years
- B: Over 700 years
- C: Over 900 years
- D: Over 1,000 years

4. Chewbacca was what kind of alien?

- A: A Wookiee
- B: A Trandoshan
- C: A Twi'lek
- D: An Ewok

5. Princess Leia placed what vital information into R2-D2's memory banks?

- A: Her personal identification
- B: The plans to the first Death Star
- C: Directions to Obi-Wan Kenobi's home
- D: The location of the hidden Rebel base

6. What planet did Queen Amidala rule?

- A: Utapau
- B: Kamino
- C: Alderaan
- D: Naboo

7. What was the name of Obi-Wan Kenobi's Jedi Master?

- A: Count Dooku
- B: Yoda
- C: Qui-Gonn Jinn
- D: Mace Windu

8. What was the name of Han Solo's starship?

- A: The Chrome Avenger
- B: The Millennium Falcon
- C: The Lady Luck
- D: The Wookiee Dream

9. What was the name of the cyborg leader of the Separatist army during the Clone Wars?

- A: General Grievous
- B: General Veers
- C: Asajj Ventress
- D: Cad Bane

10. C-3PO was fluent in over how many forms of communication?

- A: 400
- B: 3 million
- C: 6 million
- D: 56.9 thousand

11. Who did Han Solo owe credits to?

- A: Gardulla the Hutt
- B: Boba Fett
- C: Lando Calrissian
- D: Jabba the Hutt

12. Who was Anakin Skywalker's Padawan?

- A: Ahsoka Tano
- B: Wald
- C: Lux Bonteri
- D: Barriss Offee

13. What was the name of the planet the Republic's clone army was created on?

- A: Geonosis
- B: Utapau
- C: Kamino
- D: Mustafar

14. What was the name of Lando Calrissian's headquarters on Bespin?

- A: Vespus City
- B: Cloud City
- C: Nomad City
- D: Imperial City

15. What was the name of the Ewok who found Princess Leia on Endor?

- A: Paploo
- B: Logray
- C: Wicket
- D: Chief Chirpa

16. Who was Darth Sidious's apprentice after Darth Maul?

- A: Asajj Ventress
- B: Savage Oppress
- C: General Grievous
- D: Count Dooku

17. What was the name of the planet Princess Leia grew up on that the Death Star blew up?

- A: Alderaan
- B: Naboo
- C: Coruscant
- D: Dantooine

18. Which of the following planets were never used for the site of a Rebel Alliance base?

- A: Dantooine
- B: Hoth
- C: Utapau
- D: Yavin 4

19. Who built C-3PO?

- A: Shmi Skywalker
- B: Owen Lars
- C: Anakin Skywalker
- D: Watto

20. Which limb did Luke Skywalker lose during a lightsaber battle with Darth Vader?

- A: His left hand
- B: His right hand
- C: His left leg
- D: His right arm

21. What was the name of the Gungan that helped Qui-Gon Jinn and Obi-Wan Kenobi on Naboo?

- A: Boss Nass
- B: Jar Jar Binks
- C: Captain Tarpels
- D: Captain Panaka



ACTIVITY KIT

22. Who did Obi-Wan Kenobi tell Luke Skywalker to seek out on the planet Dagobah?

- A: Qui-Gonn Jinn
- B: Shmi Skywalker
- C: Yoda
- D: Darth Vader

23. Anakin Skywalker worked in a junk shop owned by what alien?

- A: Jabba the Hutt
- B: Watto
- C: Sebulba
- D: Gardula the Hutt

24. What was the name of the creature that attacked Luke Skywalker on Hoth?

- A: Wampa
- B: Tauntaun
- C: Ugnaut
- D: Tusken Raider

25. Han Solo was frozen in what substance on Cloud City?

- A: Boromite
- B: Tibanna
- C: Duramite
- D: Carbonite

26. What Sith Lord thought dead was found alive during the Clone Wars?

- A: Darth Maul
- B: Savage Oppress
- C: Darth Plagueis
- D: Darth Bane

27. What were the names of Luke Skywalker's aunt and uncle?

- A: Shmi and Cliegg
- B: Bail and Brea
- C: Beru and Owen
- D: Luminara and Plo

28. What is the type of vehicle the Jawas traveled in?

- A: Landspeeder
- B: Skyhopper
- C: Bantha
- D: Sandcrawler

29. Who did Anakin Skywalker pass at the last second to win the Boonta Eve Podrace?

- A: Mawhonic
- B: Sebulba
- C: Ody Mandrell
- D: Kitster

30. What is the name of the bounty hunter Princess Leia was disguised as when she rescued Han Solo from Jabba the Hutt's palace?

- A: Boushh
- B: Bossk
- C: Dengar
- D: Cad Bane

31. What is the name of the command that turned the clone troopers against the Jedi?

- A: Echo 3
- B: Level 5
- C: Order 66
- D: Palpatine Go

32. What kind of gas was mined on Cloud City?

- A: Carbonite
- B: Bosphorus
- C: Tibanna
- D: Yavinium

33. What was the name of Anakin Skywalker's mother?

- A: Shmi
- B: Pernilla
- C: Gardulla
- D: Padme

34. What was the name of the underwater Gungan city?

- A: Oppo Rancisis
- B: Cloud City
- C: Otoh Gunga
- D: Tipoca City

35. What was the name of Princess Leia's adoptive mother?

- A: Queen Jamillia
- B: Queen Brea
- C: Queen Amidala
- D: Queen Apailana

36. Who did Obi-Wan Kenobi tell Luke Skywalker his father was?

- A: A navigator on a spice freighter
- B: A pilot
- C: A mechanic
- D: A clone

37. What was the name of the Rebel Alliance base on Hoth?

- A: Echo Base
- B: Ice Base
- C: Snow Base
- D: Command Base Bravo

38. What was the name of the commander of the second Death Star?

- A: Grand Moff Tarkin
- B: Admiral Motti
- C: Admiral Piett
- D: Moff Jerjerrod

39. Who succeeded Captain Panaka as head of Padme Amidala's security force?

- A: Captain Tarpals
- B: Captain Colton
- C: Captain Typho
- D: Captain Solo

40. Which Jedi was once Count Dooku's Padawan?

- A: Obi-Wan Kenobi
- B: Mace Windu
- C: Yoda
- D: Qui-Gon Jinn

ANSWER KEY	(10) B	(10) D	(30) A	(20) B	(10) B
	(9) A	(39) C	(29) B	(19) C	(9) A
	(8) B	(38) D	(28) D	(18) C	(8) B
	(7) C	(37) A	(27) C	(17) A	(7) C
	(6) D	(36) A	(26) A	(16) D	(6) D
	(5) B	(35) B	(25) D	(15) C	(5) B
	(4) A	(34) C	(24) A	(14) B	(4) A
	(3) C	(33) A	(23) B	(13) C	(3) C
	(2) B	(32) C	(22) C	(12) A	(2) B
	(1) D	(31) C	(21) B	(11) D	(1) D